



PRO ARMOR

POLARIS RAZR /S ROLL CAGE EXTENSIONS W/ REAR BUMPER (P111205) INSTALLATION INSTRUCTIONS

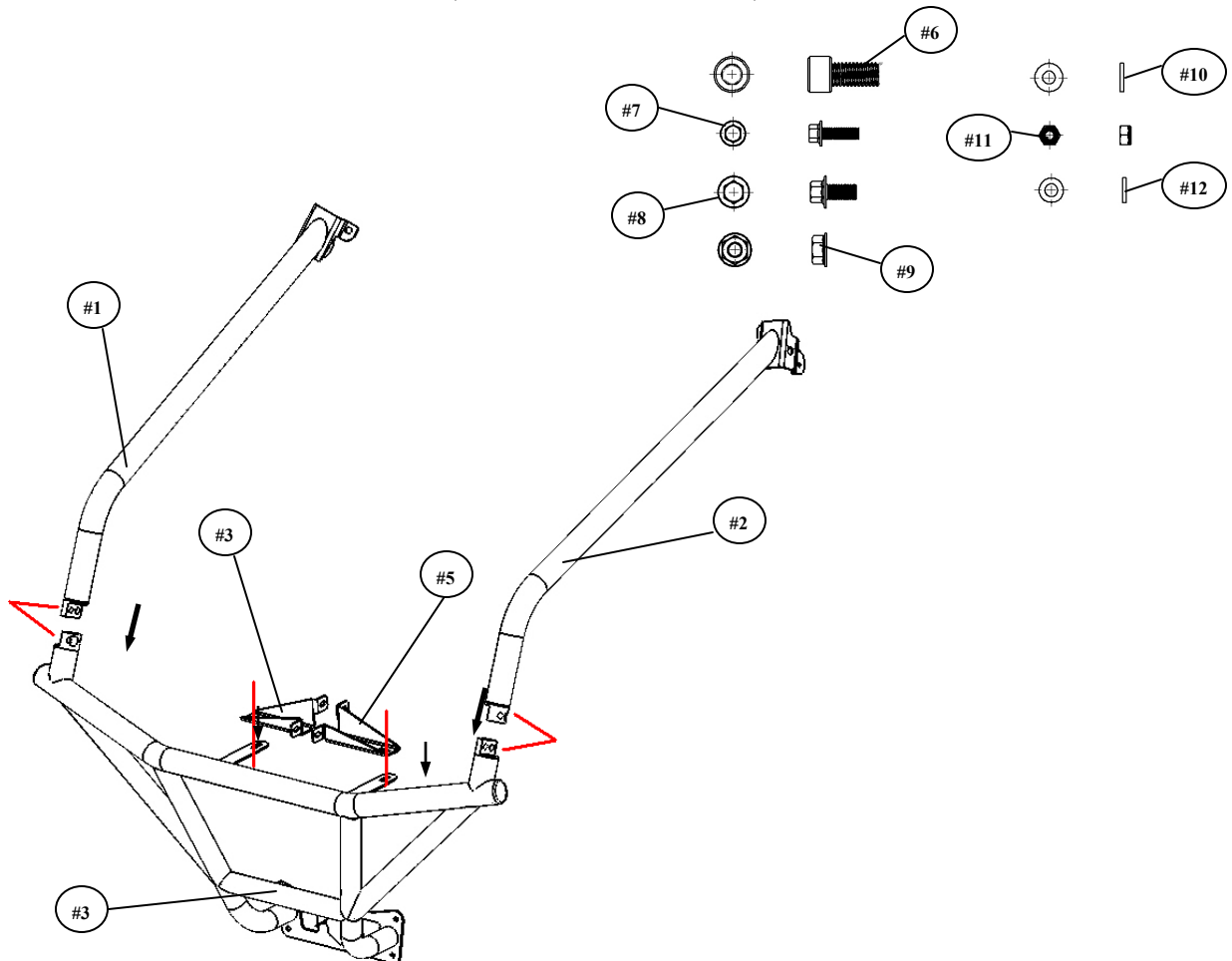
Please read these instructions carefully before installation to prevent injury to yourself or damage to your ATV.

PARTS LIST:

PART	DESCRIPTION	QTY
1	LEFT CAGE EXTENSION	1
2	RIGHT CAGE EXTENSION	1
3	REAR BUMPER	1
4	LEFT UPPER REAR BUMPER MOUNT	1
5	RIGHT UPPER REAR BUMPER MOUNT	1

HARDWARE KIT:

PART	DESCRIPTION	QTY
6	1/2-13 x 1" SOCKET HEAD BOLT	4
7	M6 x 20MM FLANGED HEX BOLT	6
8	M8 x 16MM FLANGED HEX BOLT	6
9	M8 NYLOC FLANGED NUT	6
10	WIDE 6MM WASHER	4
11	M6 NYLOC NUT	6
12	6MM WASHER	2



ASSEMBLY DIAGRAM

PREPARATION:

- Remove the rear seat belt assemblies from the rear B-Pillars of the vehicle's roll cage. Retain the mounting hardware.
- Remove the netting from the rear B-Pillars of the vehicle's roll cage

INSTALLATION:




FIG. 1

LOCATE THE REAR BUMPER MOUNTING LOCATIONS AS SHOWN

INSTALL THE LEFT AND RIGHT REAR BUMPER MOUNTS USING (2) ITEM # 7 (2) ITEM #10 AND (2) ITEM #11 FOR EACH OF THE MOUNTS




FIG. 2

LOOSELY SECURE THE REAR BUMPER'S LOWER MOUNTS TO THE FRAME OF THE VEHICLE BY INSTALLING (4) ITEM #8 AND (4) ITEM #9.

POSITION THE REAR BUMPER SO THAT ITS UPPER MOUNTS SLIDE THROUGH THE SLOTS IN THE VEHICLE'S REAR PLASTICS SECTION. AND ALIGN WITH THE UPPER MOUNTING BRACKETS INSTALLED. LOOSELY INSTALL (1) ITEM #8 AND (1) ITEM #9 ON EACH SIDE.

LOOSELY TIE THE LEFT AND RIGHT CAGE EXTENSIONS TO THE VEHICLE'S B-PILLAR BRACKETS BY INSTALLING (1) ITEM #7 (1) ITEM #11 AND (1) ITEM #12 FOR EACH SIDE. NOTE: YOU MAY RE-INSTALL YOUR NETTING AT THIS TIME.



FIG. 3

ATTACH THE CAGE EXTENSIONS TO THE REAR BUMPER BY INSTALLING (2) ITEM #6 BOLTS FOR EACH SIDE. BE SURE TO TORQUE THESE BOLTS DOWN TIGHT FIRST.

ONCE ALL MOUNTING POINTS ARE LOCATED AND HARDWARE IS LOOSELY INSTALLED, TIGHTEN ALL BOLTS AND FASTENERS DOWN SECURING THE ENTIRE ASSEMBLY TO THE FRAME AND ROLL CAGE OF THE VEHICLE. RE-INSTALL SEAT BELT ASSEMBLIES.

FOR CUSTOMER SUPPORT PLEASE CONTACT PRO ARMOR AT 1-951-343-9270.